


Autodesk Software for personal home use only.

Autodesk has made available free versions of some of its most popular software.



These are some of the most popular software available.

The use of this software is limited to eligible staff and students of Teesside University and specifically for **non-commercial use**. The subject courses which qualify are:

- Architecture, Engineering & Construction
- Product Design & Manufacturing
- Media & Entertainment

The Autodesk software range includes hardware intensive software, so it is vital that you check the required specification for the software you want to download.

Register & Download

1. Go to www.autodesk.com/education/edu-software and select GET STARTED.
2. If you already have a verified Autodesk account, sign in using your credentials and download the required software.
3. Start creating the account by filling out the form with the required fields. Click next when complete.

Get education benefits

Autodesk offers free software to eligible students, educators and institutions. Be prepared to provide proof of enrollment or employment at a [Qualified Educational Institution](#).

Country, Territory, or Region of educational institution

Educational role [WHAT'S THIS ?](#)

Institution Type

Date of Birth

[NEXT](#)

ALREADY HAVE AN ACCOUNT? [SIGN IN](#)

4. Create an account using your name and your university email address. You do not need to use your university password but choose one you will be able to remember; the university helpdesk staff are unable to reset this for you. Click the Autodesk Terms of use to read what you are agreeing to. Please look at the privacy statement to see what kind of personal data Autodesk collects about you.

Create account

First name Last name

Email ✓

Confirm email ✓

Password


I agree to the [Autodesk Terms of Use](#) and to the use of my personal information in accordance with the [Privacy Statement](#) (including cross-border transfers as described in the statement).

CREATE ACCOUNT

ALREADY HAVE AN ACCOUNT? [SIGN IN](#)

To learn more about our [EDUCATION SPECIAL TERMS](#) and information about the US Family Education Rights and Privacy Act (FERPA), click [HERE](#)

5. You will get a verification email. To verify your email address, click the verify email button in the email you receive from Autodesk.



Your account for everything Autodesk

Hi,

Please complete your Autodesk account (**M2385713@LIVE.TEES.AC.UK**) by confirming your email address.

VERIFY EMAIL

If the link above doesn't work, copy and paste this URL in your browser:

<https://accounts.autodesk.com:443/user/verifyemail/1f3b631c829867fe37078f053a14c635fd7a3ec5?referrer=https%3A%2F%2Fakn.services.autodesk.com%2Faknuserservices%2Fuser%2Fopenid%2Fv2%2Fprocessreturn%3FreturnUrl%3F>

6. After verification, log in and complete your education profile.

Just one more step

Tell us about your educational institution and how you plan to use your free software.

Name of educational institution

Area of study

Architecture, Engineering & Construction

Media & Entertainment

Product Design & Manufacturing

Others

Enrolled from


September

Graduate in

July

NEXT

7. You may be required to provide proof of enrolment which can be accessed from your **e-Vision** profile. Log into **e-Vision**, select my courses tab and choose the option self-service letters, this will allow you to generate a PDF version of your proof of enrolment letter which you can upload. Staff can scan and submit their TUSC card. Until this is uploaded and verified you will not be able to download any content. You must do this within 14 days.

 **AUTODESK**

Additional documentation needed

Please upload a copy of documentation issued to you by your educational institution (e.g. tuition receipt or student ID, employee ID) as proof that you attend, teach or are employed at a qualified educational institution

You have 14 days to upload your documentation


The document must include:

- Your full legal name (**Sarfraz Yaqub**)
Note: The name on the document you submit must match this.
- The name of the educational institution at which you are enrolled or employed (**Teesside University**)
Note: The school name on the document you submit must match this.
- A date within the current school term.

Preferred documents include:

- Transcript
- School-issued confirmation letter
- A copy of your student ID (photo ID not required)


Supported file types: JPEG, PDF, PNG, GIF

 Drag documents here, or [browse](#)


NOTE: If your uploaded document is too fuzzy to read, does not show your full and legal name, or shows a name different from the one you used for this Autodesk account, you will not be able to complete the confirmation process. Please do not include any confidential information in the document you upload, such as social security numbers or banking details. Please ensure any sensitive information is blacked out before you upload your document.

SUBMIT > Cancel


Examples of preferred documents



School Transcript
Transcript with full name of student, school name, and date



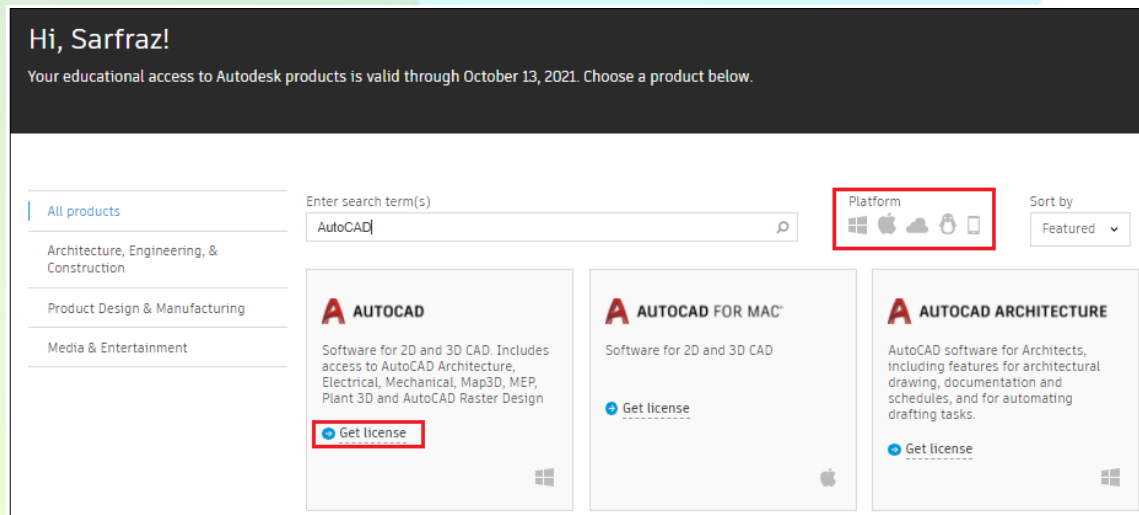
School-issued confirmation letter
School letterhead with full name of student or faculty member, school name, and date



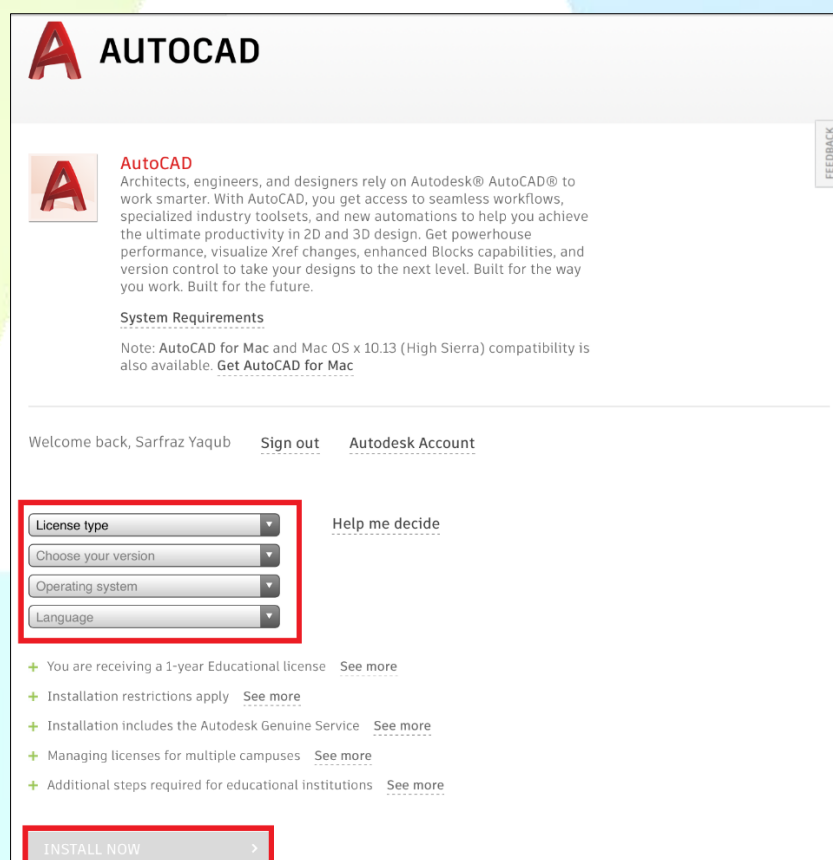
School ID
ID badge with full name of student or faculty member, school name, and date, photo not required

Within 48 hours you will receive a confirmation email confirming eligibility. Your eligibility to the site remains for 1 year and you will need renew this annually provided you remain eligible.

- Now you can install the software you need. Choose the platform according to your hardware and click on "Get license".



- Choose the licence type as educational single-user license, choose the version you wish to install, operating system and language pack. Then choose Install Now. You will find the licence details displayed on screen. Proceed with the installation.



Please click on the link below to watch a video summarising the registration process.

[Autodesk Education: Create Account & Confirm Eligibility](#)