

Step 1

<https://creativecloud.adobe.com>



Use an internet browser & type in the web address



Step 2


Sign in


New user? [Create an account](#)


Email address

[Continue](#)

Or

 [Continue with Google](#)

 [Continue with Facebook](#)

 [Continue with Apple](#)

Protected by reCAPTCHA and subject to the [Google Privacy Policy](#) and [Terms of Service](#).

Enter University email
& click the continue
button



Step 3

Select an account

Email address

m.hussain@tees.ac.uk



Personal Account



Company or School Account



[Sign in with a different email address](#)

Select Company or School Account



Adobe

Step 4



Teesside University Sign In (Students -
username@live.tees.ac.uk, Staff - your email address,
Associates - UserID@tees.ac.uk)

Sign in

For guidance on logging on click [here](#).

If you have forgotten your password but have
registered for self-service password recovery, please
visit [Password Recovery](#).

You'll be redirected to
University page

Enter University email
& password



Adobe

Step 5

Click on View All

Welcome to Creative Cloud, Mahjid

Ps Photoshop A Acrobat DC Ai Illustrator Pr Premiere Pro Id InDesign View all

In your plan

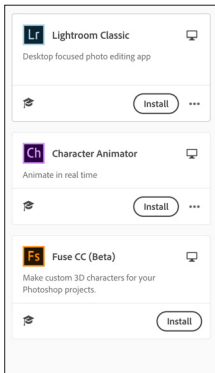
Ps Photoshop Available on:

The world's best imaging and design application. Create and enhance photographs, illustrations, and 3D artwork. It's everything you need to make any idea real. [Learn more](#)

[Get desktop app](#)



Step 6



Find the App & click
Install

