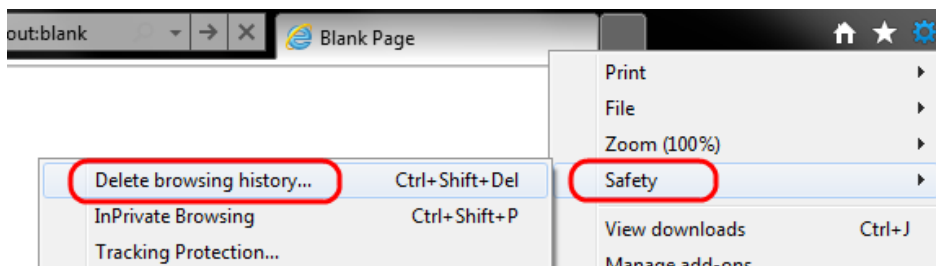


## CLEARING BROWSER HISTORY

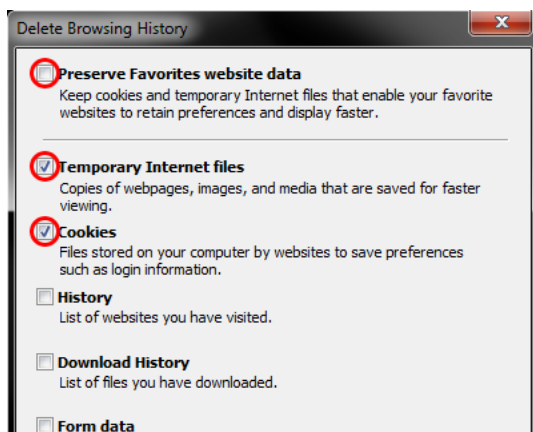
The following document explains how to clear browser history from some of the more popular Internet Browsers

### INTERNET EXPLORER 10, 11 (WINDOWS)

- 1) Open Internet Explorer
- 2) Select Tools (Gear Icon top right corner)
- 3) Select Safety
- 4) Select Delete Browsing History



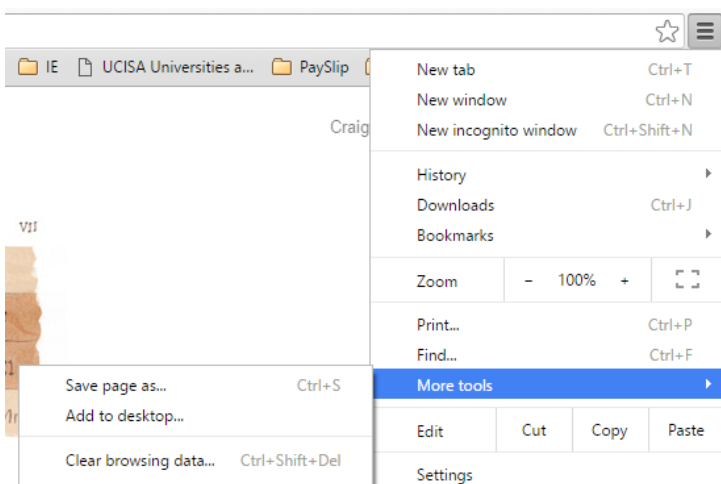
- 5) Uncheck "Preserve Favorites website data" and check both "Temporary Internet Files" and "Cookies" then click Delete.



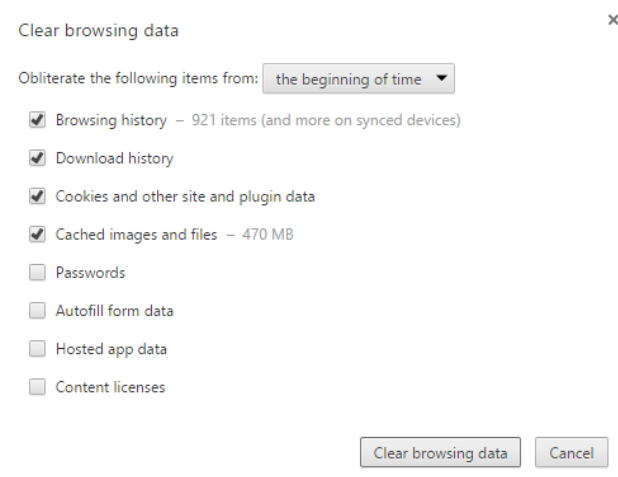
- 6) You will get a confirmation at the bottom of the window once it has successfully cleared your cache and cookies.

## GOOGLE CHROME (WINDOWS)

1. Open Google Chrome.
2. In the top right, click the Menu Chrome Menu.
3. Click More tools
4. Click Clear browsing data.



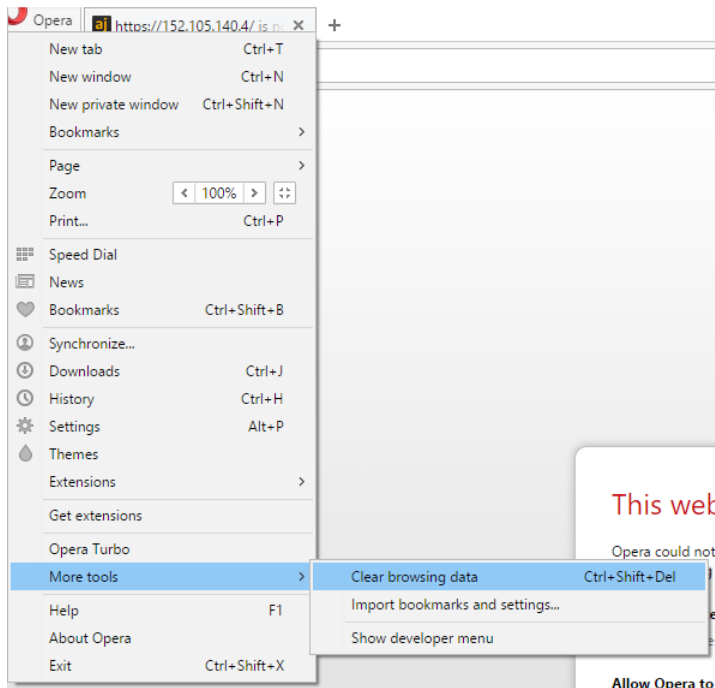
5. In the dialogue that appears, select the tick boxes for the types of information that you want to remove.
6. Use the menu at the top to select the amount of data that you want to delete. Select beginning of time to delete everything.



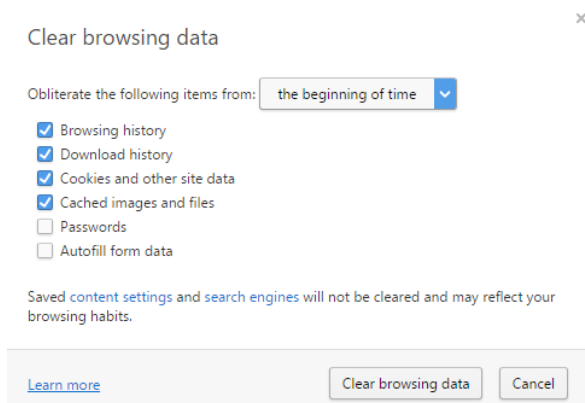
7. Click Clear browsing data.

## OPERA (WINDOWS)

1. Click More Tools
2. Click Clear browsing data



3. In the dialogue that appears, select the tick boxes for the types of information that you want to remove.
4. Select beginning of time to delete everything.



7. Click Clear browsing data.